

2023 annual report to the Community

Gladstone Primary School and Gladstone Kindergarten

Gladstone Kindergarten number: 6620
Gladstone Primary School number: 0147

Partnership: Upper Mid North



School principal:

Jodie Zwar

Date of endorsement:

02/02/2024



Context Statement

Gladstone Primary School caters for students from R-6. At the time of this report, the enrolment in 2023 is 61. Gladstone Primary School is classified as Category 3 on the Department for Education Index of Educational Disadvantage. At the time of this report, the school population includes 2% Aboriginal students, 3% students with disabilities, 2% children/young people in care. Further information about the school is available on the school's website (including its context statement), as well as the My School website.

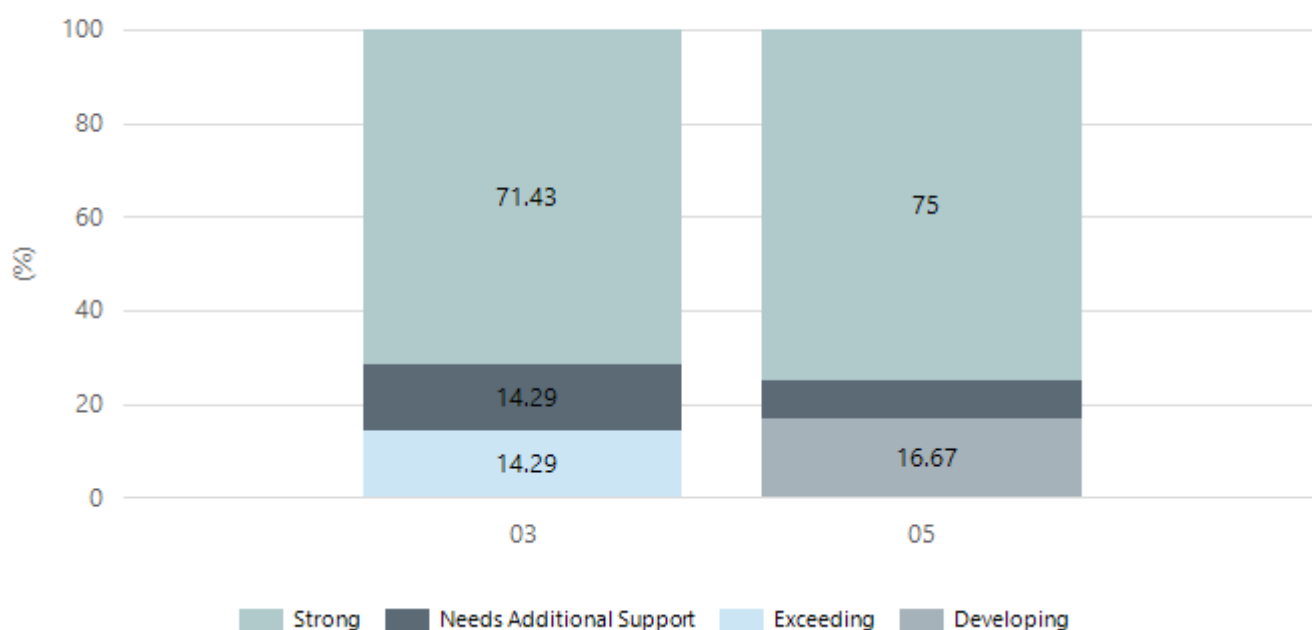
Information about Gladstone Kindergarten is available on the centres website, as well as the Australian Childrens Education and Care Quality Authority (ACECQA) website.

Performance Summary

NAPLAN Proficiency

In 2023, the Australian Curriculum, Assessment and Reporting Authority (ACARA) - a Commonwealth Independent statutory authority - announced changes to NAPLAN performance reporting. This new way of reporting by ACARA that NAPLAN results from 2023 will not be comparable to previous years. The new approach replaces the previous numerical NAPLAN bands and the national minimum standard.

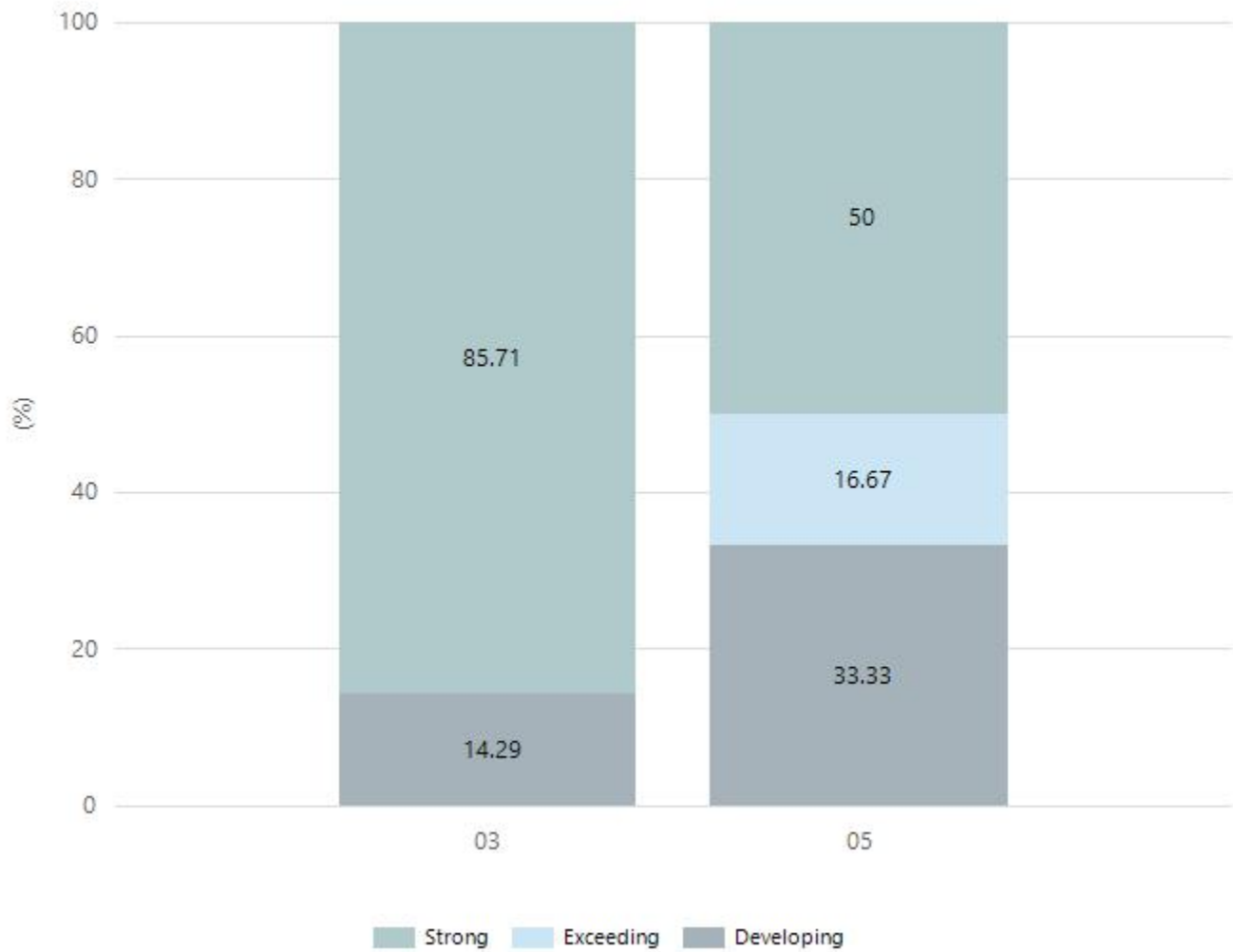
Numeracy



Year Level	03	05
Exceeding	1	
Strong	5	9
Developing		2
Needs Additional Support	1	1
Total	7	12

Data Source: Department for Education Assessment Data Holdings, 2023. When there are less than six students in a cohort, no data is supplied.

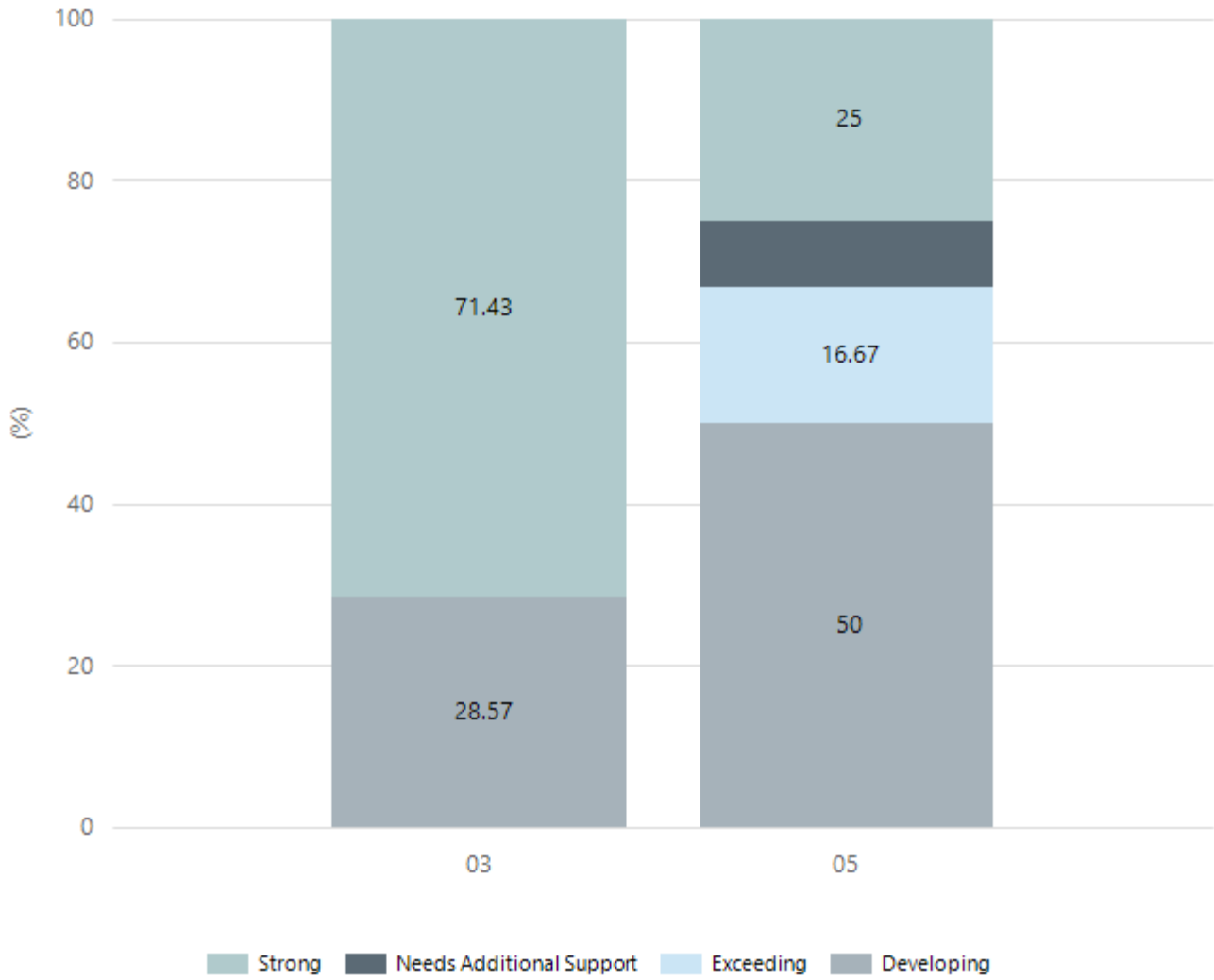
Reading



Year Level	03	05
Strong	6	6
Developing	1	4
Exceeding		2
Total	7	12

Data Source: Department for Education Assessment Data Holdings, 2023. When there are less than six students in a cohort, no data is supplied.

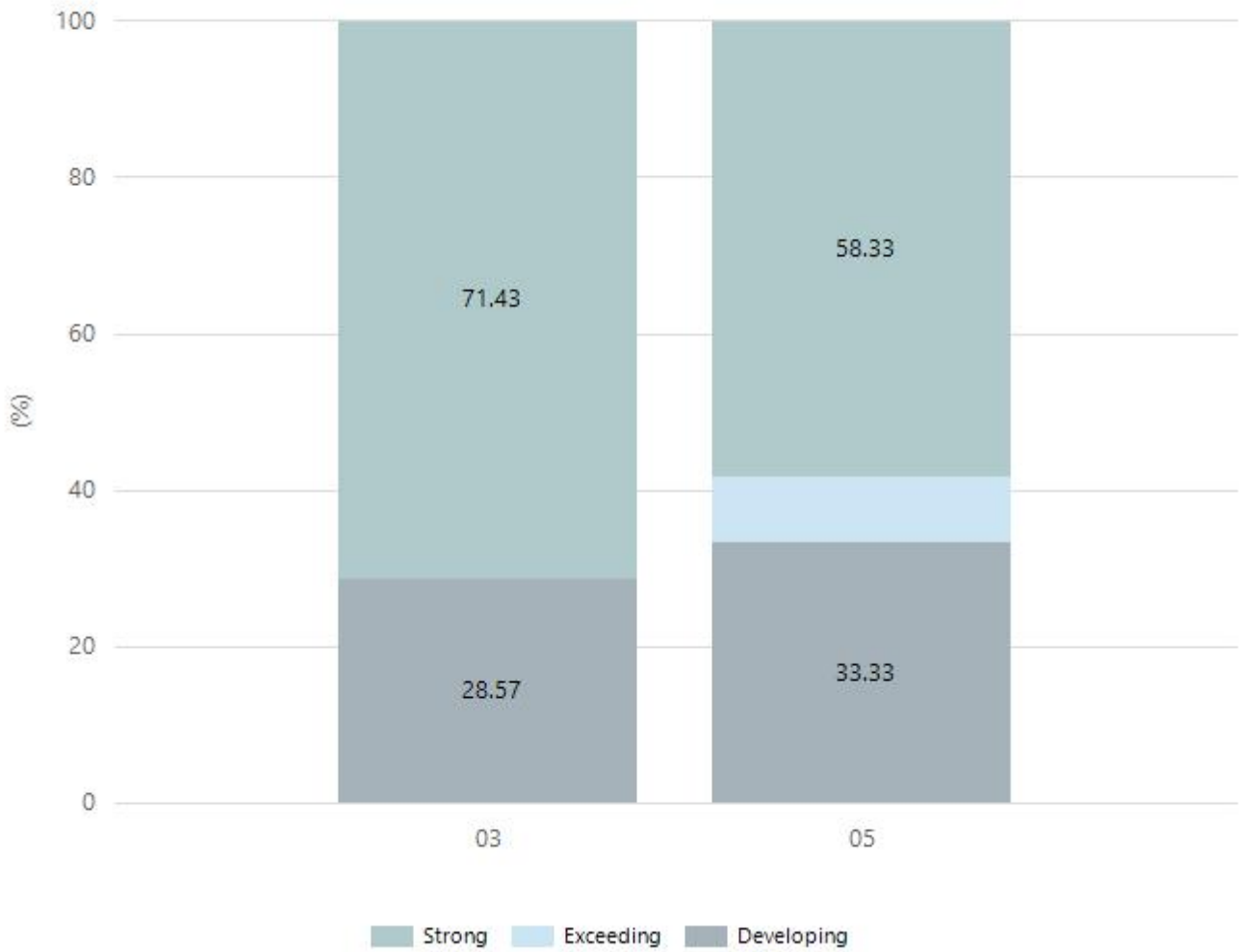
Writing



Year Level	03	05
Developing	2	6
Exceeding		2
Strong	5	3
Needs Additional Support		1
Total	7	12

Data Source: Department for Education Assessment Data Holdings, 2023. When there are less than six students in a cohort, no data is supplied.

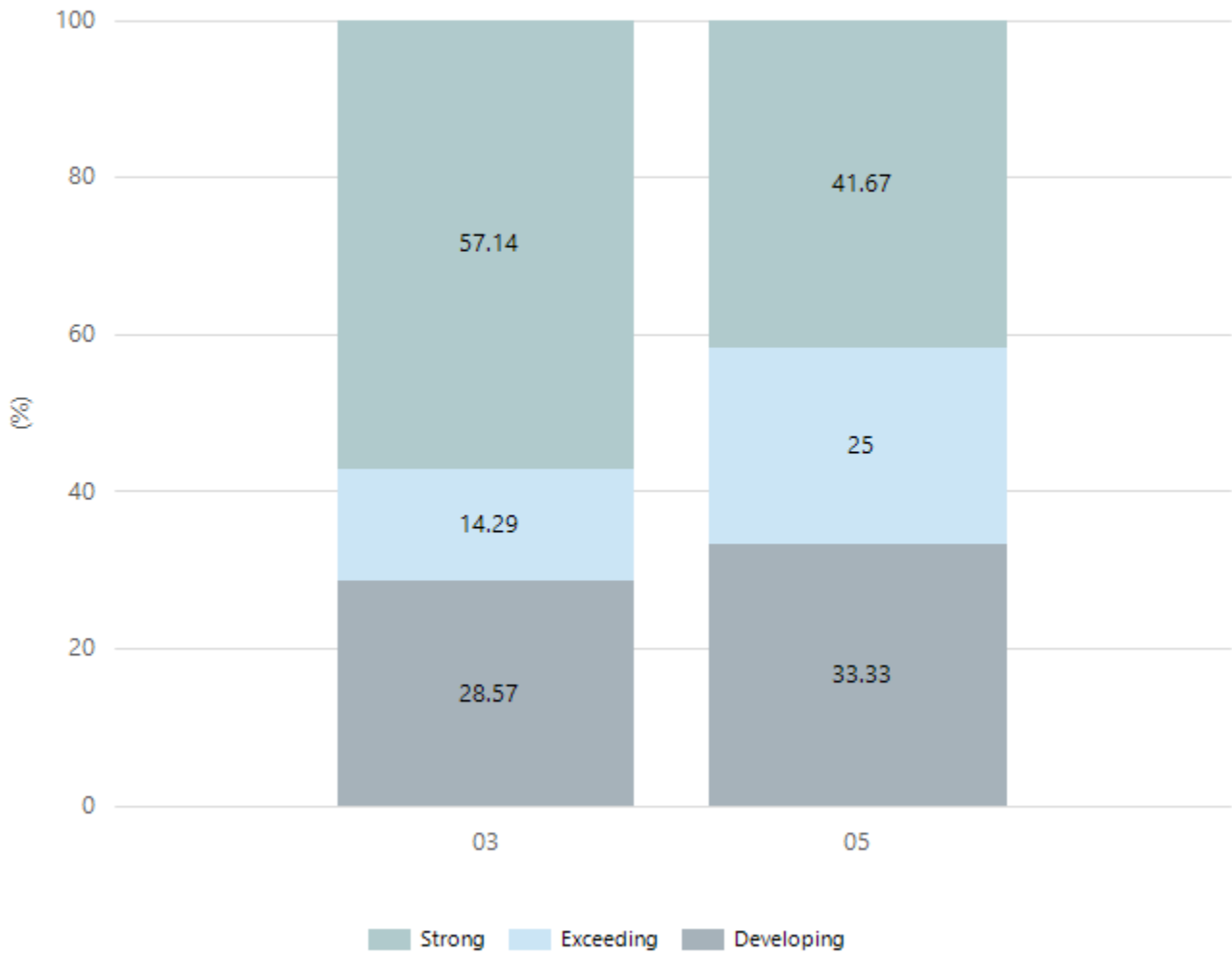
Grammar



Year Level	03	05
Strong	5	7
Developing	2	4
Exceeding		1
Total	7	12

Data Source: Department for Education Assessment Data Holdings, 2023. When there are less than six students in a cohort, no data is supplied.

Spelling



Year Level	03	05
Exceeding	1	3
Strong	4	5
Developing	2	4
Total	7	12

Data Source: Department for Education Assessment Data Holdings, 2023. When there are less than six students in a cohort, no data is supplied.

Preschool Attendance

	Term 1	Term 2	Term 3	Term 4
2020 centre	97.5%	86.1%	100%	98.3%
2021 centre	95%	85.2%	82.6%	83.3%
2022 centre	68.7%	68.2%	70%	89.4%
2023 centre	86.4%	85.4%	83.2%	50%
2020 state	89.1%	81.8%	84.6%	85.8%
2021 state	87.3%	85.3%	87.1%	84.5%
2022 state	83.6%	77.6%	77.9%	77.8%
2023 state	85.4%	82.9%	83.4%	81.4%

Based on attendances recorded in the two-week reference period each term. Data for eligible enrolments as described in the department's Enrolment policy. Attendance rates may differ to previous reporting with the transfer from calculations based on deemed attendance to actual attendance using booked hours divided by attended hours. Data Source: Department for Education Attendance Data, Semester 1 Report 2023. A blank cell indicates there we no students enrolled.

Note: Term 2 2020 data may not be available for all preschools.

School Attendance

Year Level	2021	2022	2023
Reception	91.0%	81.5%	93.7%
Year 01	82.0%	61.7%	92.8%
Year 02	94.2%	85.9%	96.1%
Year 03	93.6%	77.0%	87.2%
Year 04	88.1%	84.1%	89.8%
Year 05	89.8%	75.4%	93.4%
Year 06	83.7%	83.7%	85.2%
Year 07	92.1%		
Total	89.3%	78.5%	91.2%

Data Source: Department for Education Attendance Data, Semester 1 Report 2023. A blank cell indicates there we no students enrolled. 'Primary Other' includes students enrolled in specialised education options. 'Secondary Other' includes students who have already spent a year at Year 12 and elected to undertake further study at Year 12.

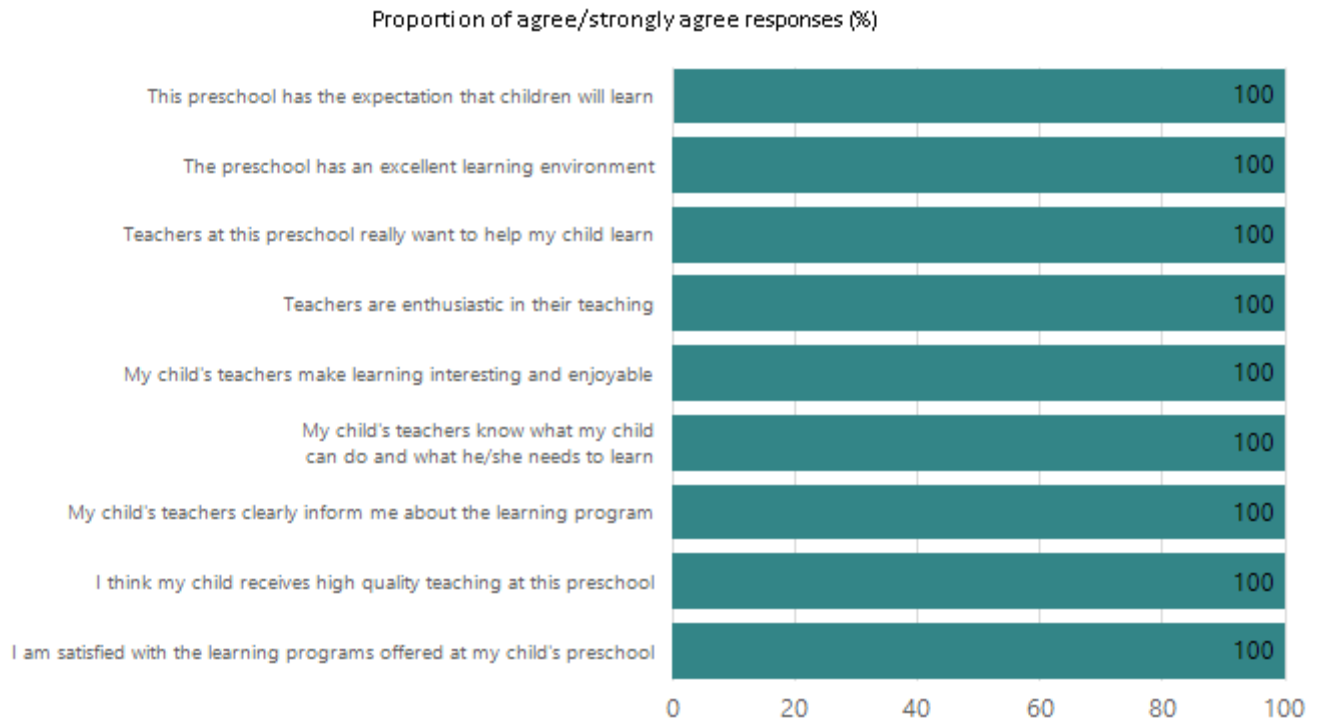
Attendance Comment

In South Australia, preschool attendance is not compulsory, but it is strongly encouraged. Preschool gives children the best opportunity to develop skills, which prepare them for school. These benefits include establishing positive routines and habits, friendships and connections as well as developing communication, problem-solving and creative skills. All children are entitled to access a preschool program over 4 terms the year before they start school.

In South Australia, all children and young people must be in school from 6 years to 16 years old. They must attend a government or non-government school full time. From age 16 to 17 however, young people must attend school or an approved learning program (such as an apprenticeship, traineeship, accredited course or university). Schools and parents must encourage and support students to come to school every day. Parents and caregivers must make sure their child is enrolled in a school, and attends school all day and everyday it is open, unless a child is sick or has an approved exemption. Teachers and leaders actively follow up when a student misses school, including recording all absences and non-attendance. All schools in South Australia have local attendance procedures governed under the Education and Children's Services Regulations 2020.

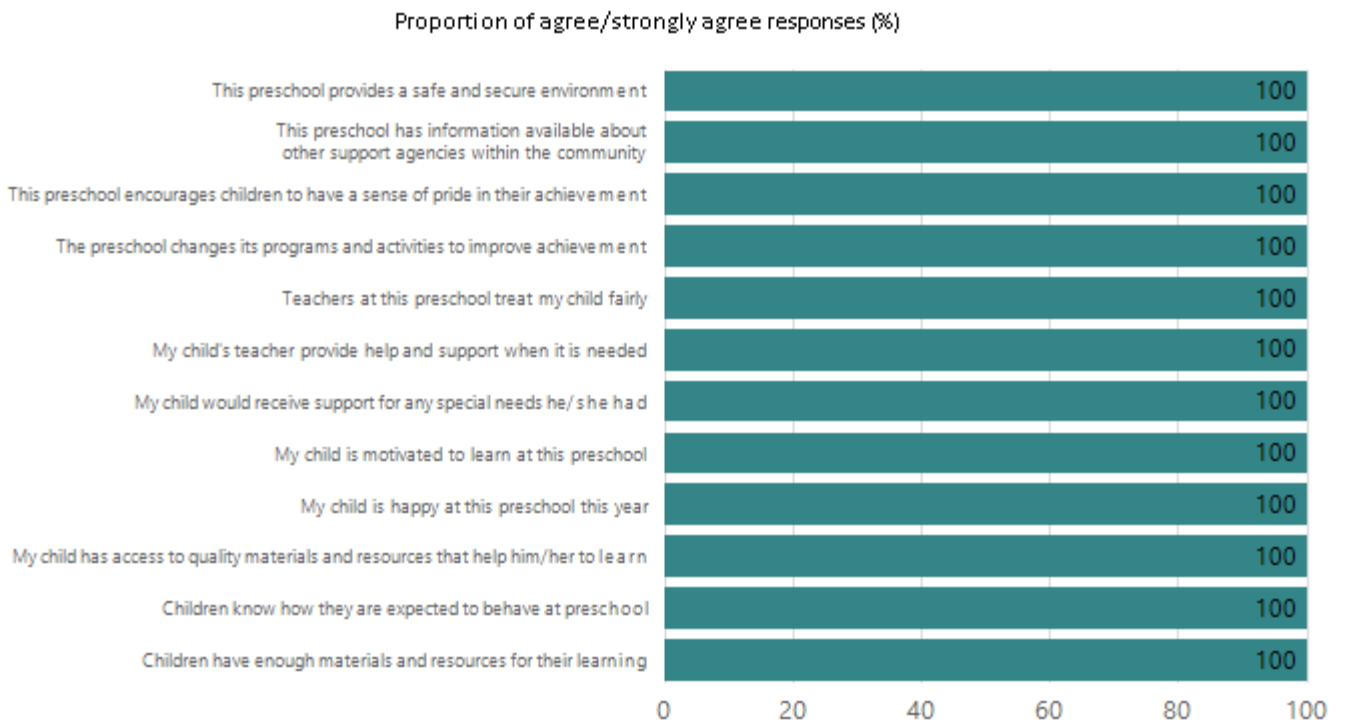
Preschool Family Opinion Survey

Quality of Teaching and Learning



Data Source: 2023 Department for Education Preschool Family Opinions Survey, Term 3 2023.

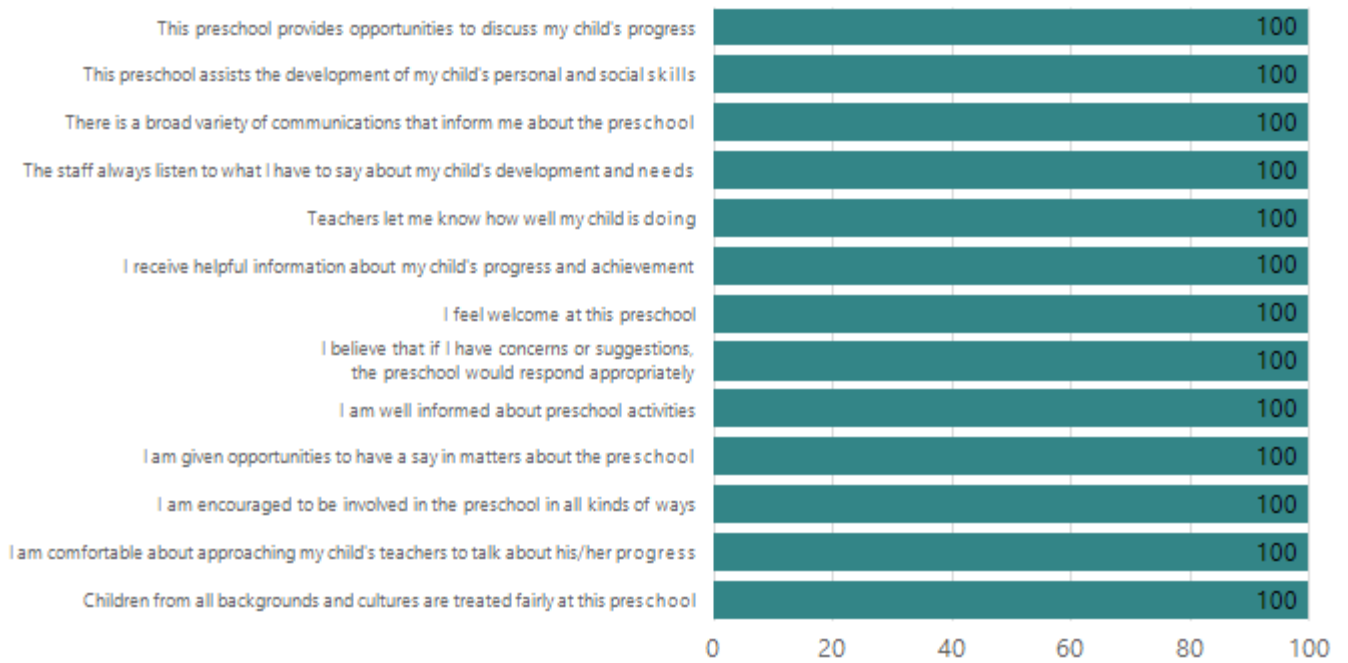
Support of Learning



Data Source: 2023 Department for Education Preschool Family Opinions Survey, Term 3 2023.

Relationships and Communication

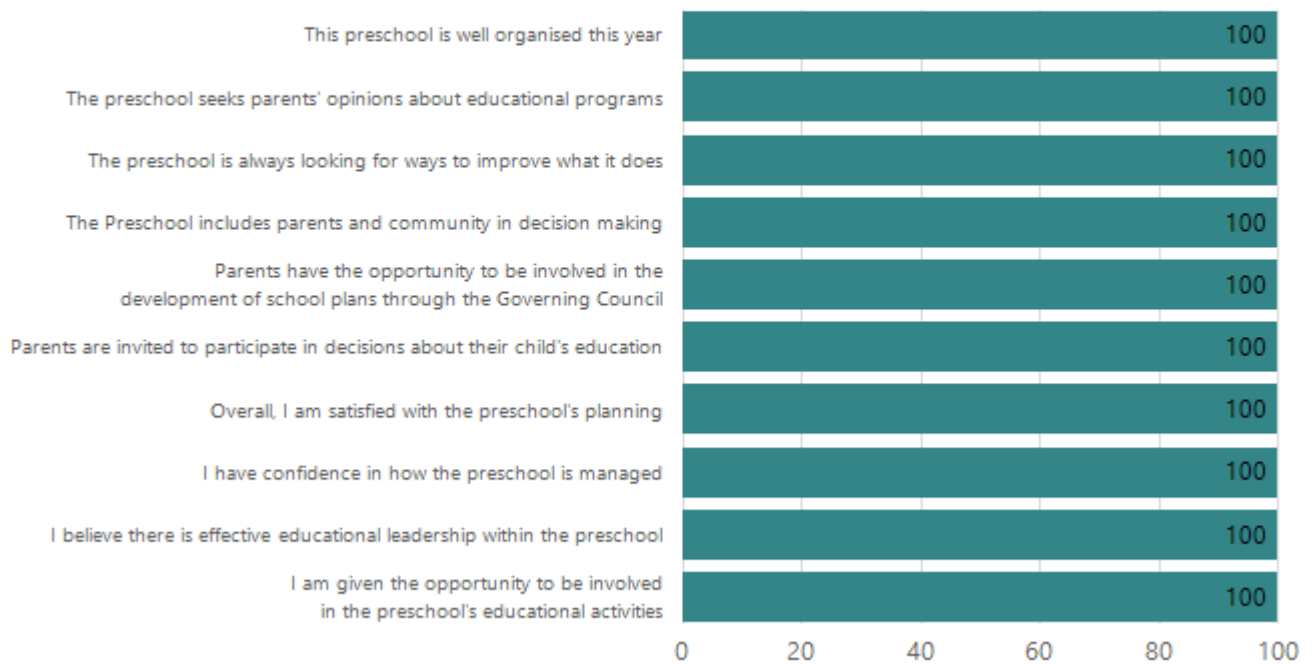
Proportion of agree/strongly agree responses (%)



Data Source: 2023 Department for Education Preschool Family Opinions Survey, Term 3 2023.

Leadership and Decision Making

Proportion of agree/strongly agree responses (%)

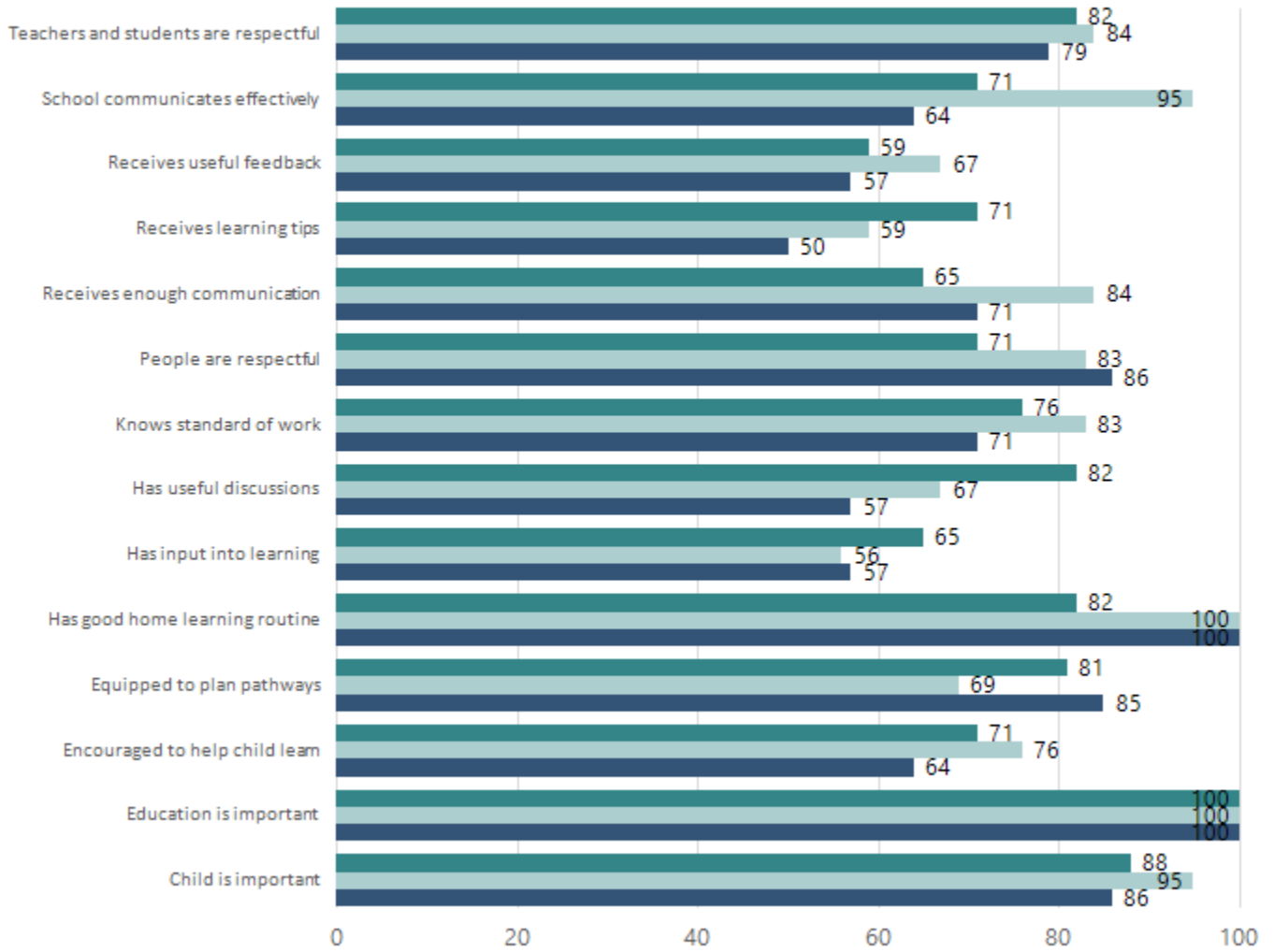


Data Source: 2023 Department for Education Preschool Family Opinions Survey, Term 3 2023.

Parent Opinion Survey Results

Proportion of agree/strongly agree response(%)

2021 2022 2023



Data Source: 2023 Department for Education Parent Opinions Survey, Term 3 2023.

Destination Schools

Feeder Schools (Site number - Name)	2021	2022	2023
0147 - Gladstone Primary School	34.8%	70.0%	57.1%
0741 - Port Broughton Area School	4.4%		
9027 - St Joseph's Parish Primary School	30.4%	20.0%	28.6%
9999 - Unknown	30.4%	10.0%	14.3%

Note: The data is collected in term 3. It does not reflect actual schools enrolled in by existing preschool children. A blank cell indicates there was no data for students enrolled.

Data Source: Department for Education Destination Data Report, 2023.

Intended Destination

Leave Reason	Number
--------------	--------

Data Source: Department for Education Destination Data Report, 2023. Data extract term 3 2023. Data shows recorded destinations for students that left the school in the previous year. Data is uploaded by schools in term 3 and may not reflect final or total figures at time of report creation.

Highest Qualifications held by the teaching workforce and workforce composition

All teachers at this school are qualified and registered with the SA Teachers Registration Board.

Qualification Level	Number of Qualifications
Bachelor's degrees or Diplomas	8
Postgraduate Qualifications	2

Data Source: Data extracted from Mandatory Workforce Information Collections as on the last pay date of June 2023. As self-reported by staff in the system.

Please note: Data includes staff who are Actively employed and on extended paid leave. Please note only the highest qualification of the Teaching staff is reported. Excludes any number of other certifications earned.

Workforce composition including indigenous staff

	Teaching Staff		Non-Teaching Staff	
	Indigenous	Non-Indigenous	Indigenous	Non-Indigenous
Full-Time Equivalent	0.0	7.1	0.0	3.9
Persons	0.0	10.0	0.0	7.0

Data Source: Data extracted from Mandatory Workforce Information Collection as on the last pay date of June 2023.

Please note: Data includes staff who are actively employed and on extended paid leave. "Indigenous category" is self-reported by staff in the system.

Financial Statement

Funding Source	Amount
Grants: State	1261084
Grants: Commonwealth	-
Parent Contributions	25211
Fund Raising	4225
Other	

Data Source: School supplied data.

Governing Council Report

What a year 2023 has been. The students welcomed being back at school without the interruption of previous years and we saw the reinstatement of the mid-year intake for the kindergarten.

We have had numerous excursions, school camp, swimming lessons, Tag Rugby carnival, SAPSASA, the AFL and SANFL premiership cup visits, Questacon Science Circus visit, science lessons at the high school, just to name some a few activities.

This year saw the long-awaited construction of a long jump pit for sports day, thanks to Tony, our groundsman. For the first time, the students enjoyed participating in long jump this year. Another highlight from the school sports day was the local SAPOL officer utilising his radar to measure the speed of the students in their sprint race. The students enjoyed this immensely and it has forged great bonds between the students and the local police.

Online music lessons commenced for the year 5 and 6's which have been well received and students are enjoying practicing their instruments. The students have also enjoyed their Hip Hop Bounce dance classes this term.

It has been another busy year for our fundraising committee with numerous fundraisers, including the ladies day dried floral workshop, Bird in Hand winery, Flinders Gin, School cookbook, raffle, sports day lunch, Laura fair stall held in conjunction with the high school, and August baked goods stall. We are lucky to have such a hard-working fundraising committee and generous community to support these fundraisers, whether by donations of time, money or goods, or just purchasing items. Thank you.

The school received numerous grants this year, which have been utilised towards new IT equipment, staff training and professional development and wellbeing grant to use towards camps and excursions.

Another busy year behind the scenes with the updated Local Education Team review, External Site Review, Site Improvement Plan, Preschool Quality Improvement Plan, updated Literacy Policy, Grievance Procedure, Mobile Phone policy and successful playground audits.

We have continued to see overall improvement and growth in our students, and we are grateful to dedication and tireless work of our wonderful teachers, school support officers and Aboriginal education staff that we have at our school. Thank you to you all.

Once again, our governing council and parents have worked tirelessly, donating time, money and goods to assist with additional items for the school and the children. I am grateful for the prodigious team of parents on our governing council and the continued work they have undertaken this year and thank them for their active participation at our Governing council meetings, along with additional subcommittee meetings. I also wish to thank the parents and students that have assisted the school and governing council in any capacity this year. Your dedication and volunteering of time to the betterment of our school is greatly appreciated and doesn't go unnoticed.

We look forward to returning next year to four classrooms in 2024 and seeing the reinstatement of mid-year intake for Reception students.

Karen Ide - Chair