

2024 annual report to the Community

Gladstone Primary School and Gladstone Kindergarten

Gladstone Primary School number: 147

Gladstone Kindergarten number: 6620

Partnership: Upper Mid North

School principal:

Jodie Zwar

Signature

Date of endorsement:

02/03/2025



Government
of South Australia
Department for Education

Context Statement

Gladstone Primary School caters for students from R-6. At the time of this report, the enrolment in 2024 is 72. Gladstone Primary School is classified as Category 3 on the Department for Education Index of Educational Disadvantage. At the time of this report, the school population includes 8% Aboriginal students, 7% students with disabilities, 1% students with English as an additional language or dialect (EALD) funded background, 3% children/young people in care. Further information about the school is available on the school's website (including its context statement), as well as the My School website.

Information about Gladstone Kindergarten is available on the centres website, as well as the Australian Childrens Education and Care Quality Authority (ACECQA) website.

Data Source: Department for Education data holdings from Mid census captured in AUGUST 2024.

Governing Council Report

It is as a privilege to stand before you tonight as the Chair of the Governing Council, surrounded by our wonderful vibrant and supportive school community. This evening is not just about celebrating the conclusion of another school year; it's about celebrating the incredible achievements and contributions of our students, staff, families, and friends.

To our wonderful students – you are the heart of our school. Your enthusiasm, curiosity, and determination to learn inspires us all. Hearing through the staff, and seeing from the school gates, watching you grow, tackle challenges, and achieve your goals fills us with pride and hope for the future. Thank you for reminding us of the joy and potential in every day.

To our dedicated staff – thank you for your tireless efforts, your passion for education, and your unwavering commitment to helping every child thrive. The relationships you build, the lessons you teach, and the encouragement you give leave a lasting mark on the lives of our children.

To our supportive families and friends of Gladstone Primary – Thank you for your ongoing support of our beautiful school and helping to create a safe and inclusive space for our young people to thrive. Your involvement makes all the difference.

As we look back on this year, I'd like to remind everyone of the critical role that the Governing Council plays in shaping the future of our school. It's through our shared vision and collaboration that we can ensure Gladstone Primary continues to grow and succeed. This is not a role for a select few – it's a team effort. Volunteering your time and skills, whether as a member of the Governing Council or in other areas, helps us achieve so much more together. So thank you to everyone that has helped out. I would like to make a special mention to the 2024 Governing Council Members which include; Dida Loechel, Eliza Wilson, Daniel Karma, Bianca Broome (who once again, drove a massive fundraising effort), Hailey Boundey (as staff rep), Jodie Zwar (as Principal), Karen Ide (as Secretary), Heidi Crawford (as Treasurer) and Amy Freeth (as Vice Chair).

A special mention needs to go to Bev Hennessy who provides exceptional administration support, and all the detail regarding school finances. Bev goes above and beyond to support Heidi and I to feel prepared and across the required information, as well as finding answers to queries we may have. Thank you Bev!

This year at Governing Council we have reviewed, adopted or moved the following:

- Site improvement Plan
- Student Behaviour Policy
- Statement of Practice
- Material and Services Fees for 2025
- Budgets and resources plan
- Governing Council Code of Practice
- Emergency Procedures
- Pre-school quality improvement plan
- As well as many other important topics that help us remain a successfully run primary school with both family and community voices heard within the decision making.

As mentioned – led by Bianca Broome and supported by others within the school community the following fundraising activities have been undertaken:

Laura Fair, Stall in the main street with baked goods and BBQ, Ladies workshop at the Booyoolee Brew, Thermomix raffle, Sports Day lunch and again, the very popular Bird in Hand Fundraiser. Thank you to everyone who supported us, donated items, worked on stall or run events. With the funds raised we have been able to purchase: Science equipment, sports equipment and new banners and flags.

We understand life is busy, but every small contribution makes a lasting impact. Whether it's joining the Governing Council, assisting with fundraising events, or simply attending school activities, your involvement strengthens our school community.

As we close out this year, let's reflect on the wonderful achievements of our students and look forward to the opportunities ahead in 2025. Together, as students, staff, families, and friends, we continue to build a school that reflects the best of who we are and what we value. I know I am very proud of Gladstone Primary School and can't thank our wonderful teachers enough for the environment they create each and every day. I've said to before and hopefully I can continue to say it into the future, but I am confident that we have the best little school out there!

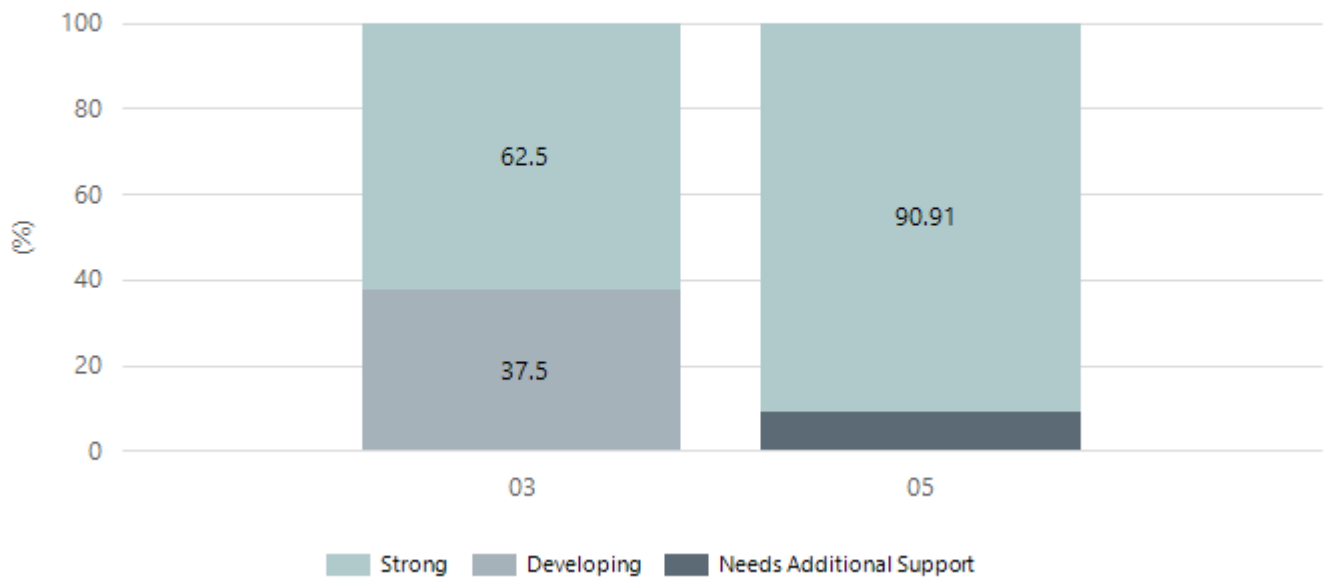
For those who are finishing their time at Gladstone Primary School we wish you all the very best.

Performance Summary

NAPLAN Proficiency

In 2023 the Australian Curriculum, Assessment and Reporting Authority (ACARA) - a Commonwealth Independent statutory authority - announced changes to NAPLAN performance reporting. The new approach replaces the previous numerical NAPLAN bands and the national minimum standard.

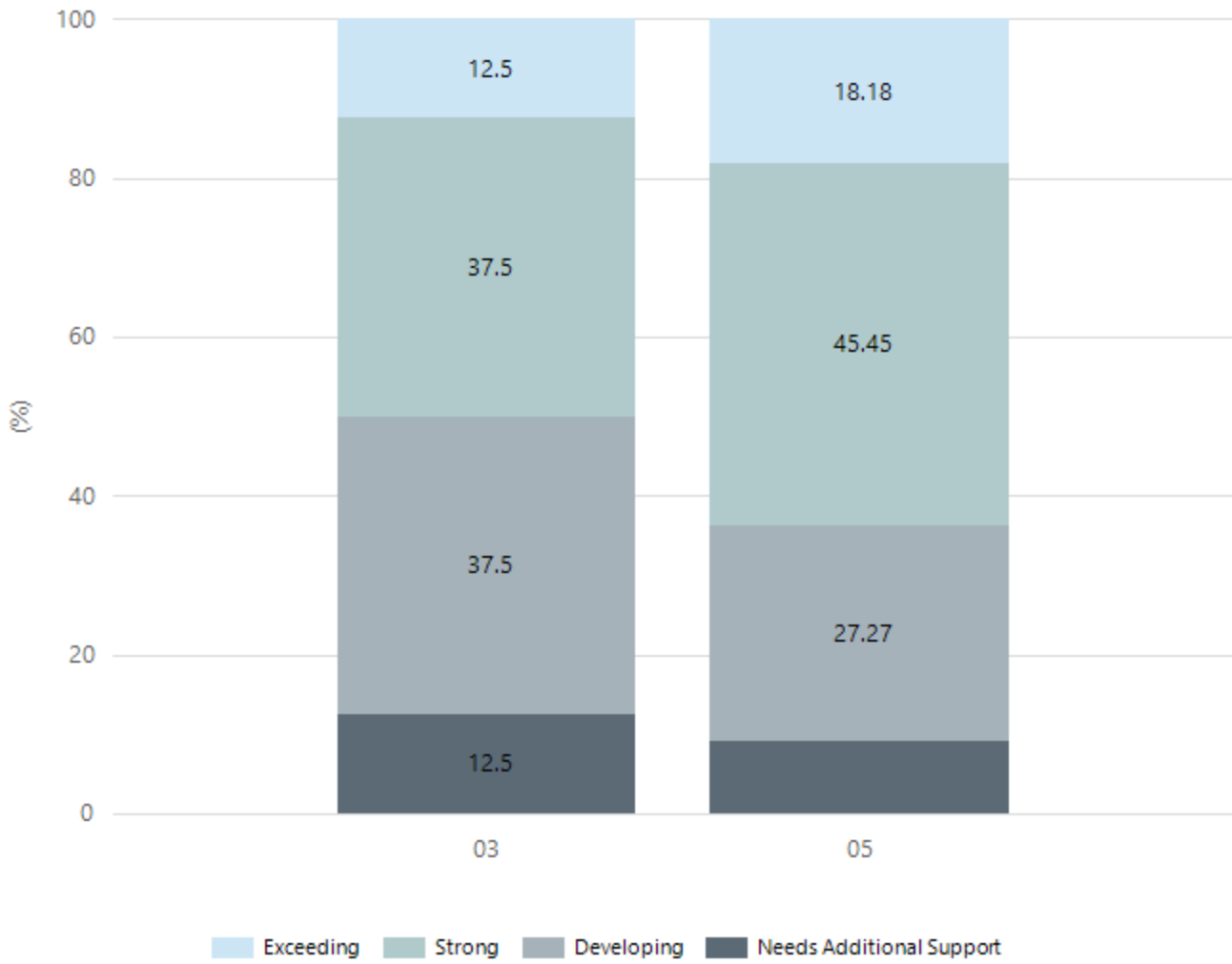
Numeracy



Year Level	03	05
Strong	5	10
Developing	3	
Needs Additional Support		1
Total	8	11

Data Source: Department for Education Assessment Data Holdings, 2024. If there are less than 6 students who sat NAPLAN in a school, no information will be shown. If a year level has less than 6 students, that year level will not be shown in NAPLAN results.

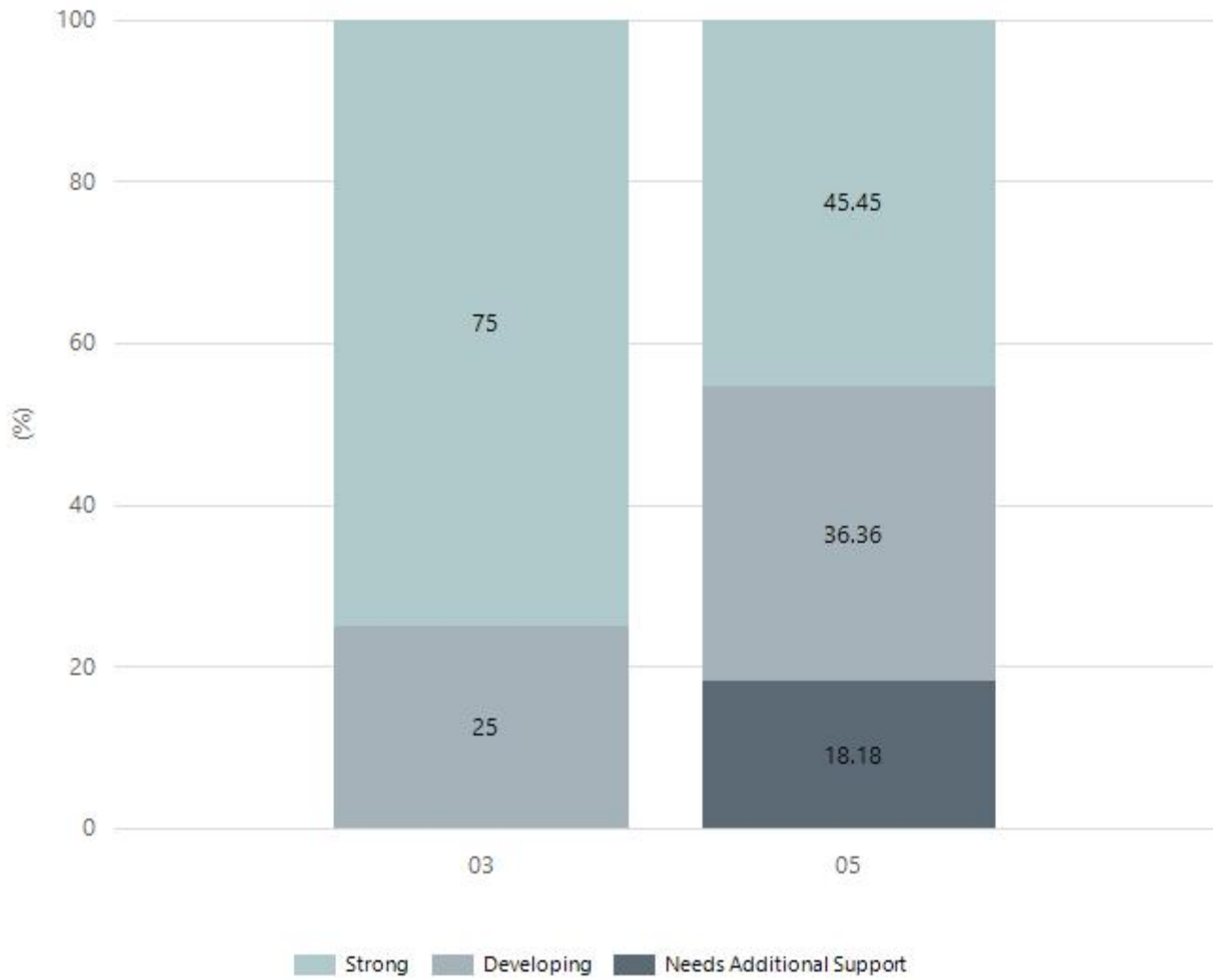
Reading



Year Level	03	05
Exceeding	1	2
Strong	3	5
Developing	3	3
Needs Additional Support	1	1
Total	8	11

Data Source: Department for Education Assessment Data Holdings, 2024. If there are less than 6 students who sat NAPLAN in a school, no information will be shown. If a year level has less than 6 students, that year level will not be shown in NAPLAN results.

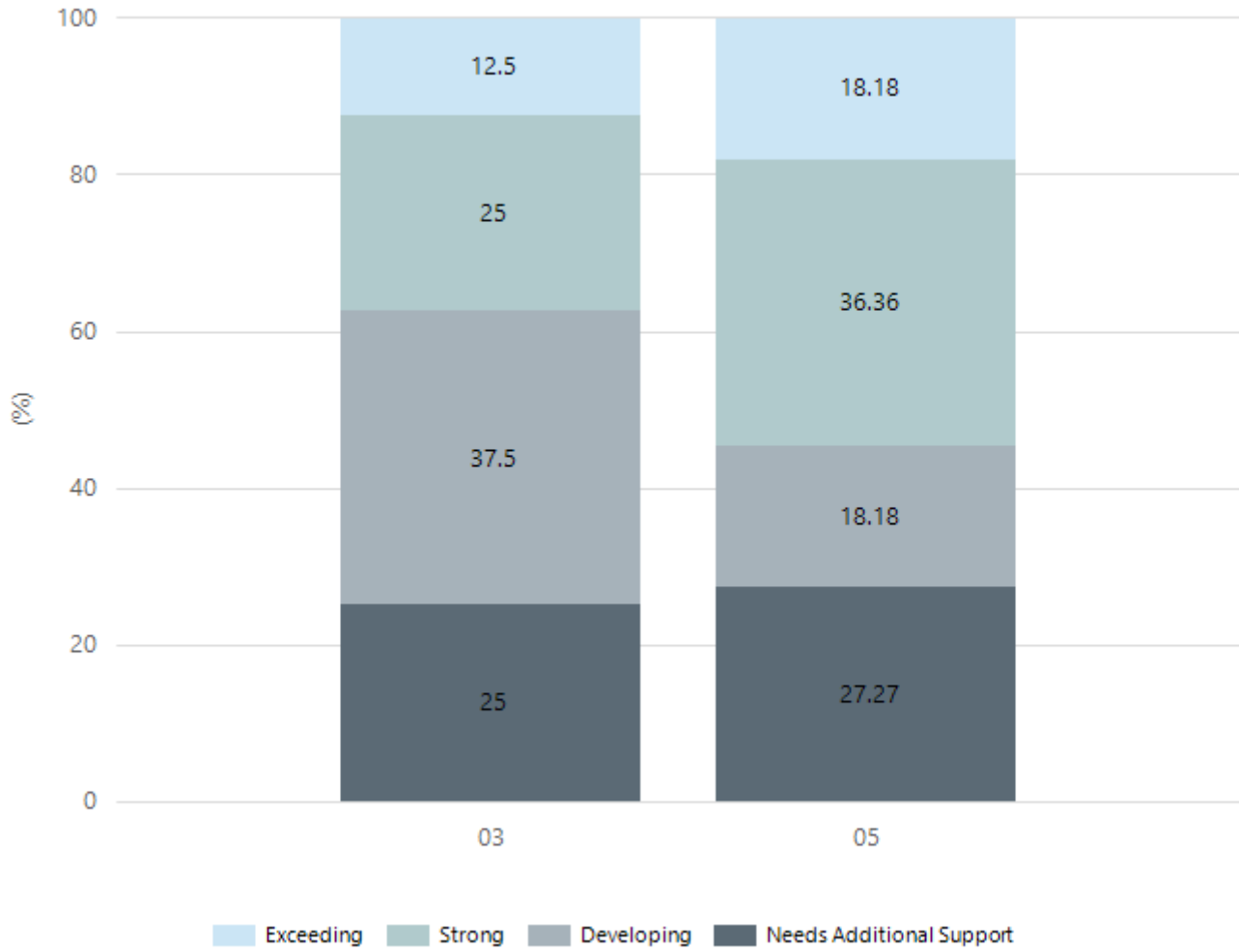
Writing



Year Level	03	05
Strong	6	5
Developing	2	4
Needs Additional Support		2
Total	8	11

Data Source: Department for Education Assessment Data Holdings, 2024. If there are less than 6 students who sat NAPLAN in a school, no information will be shown. If a year level has less than 6 students, that year level will not be shown in NAPLAN results.

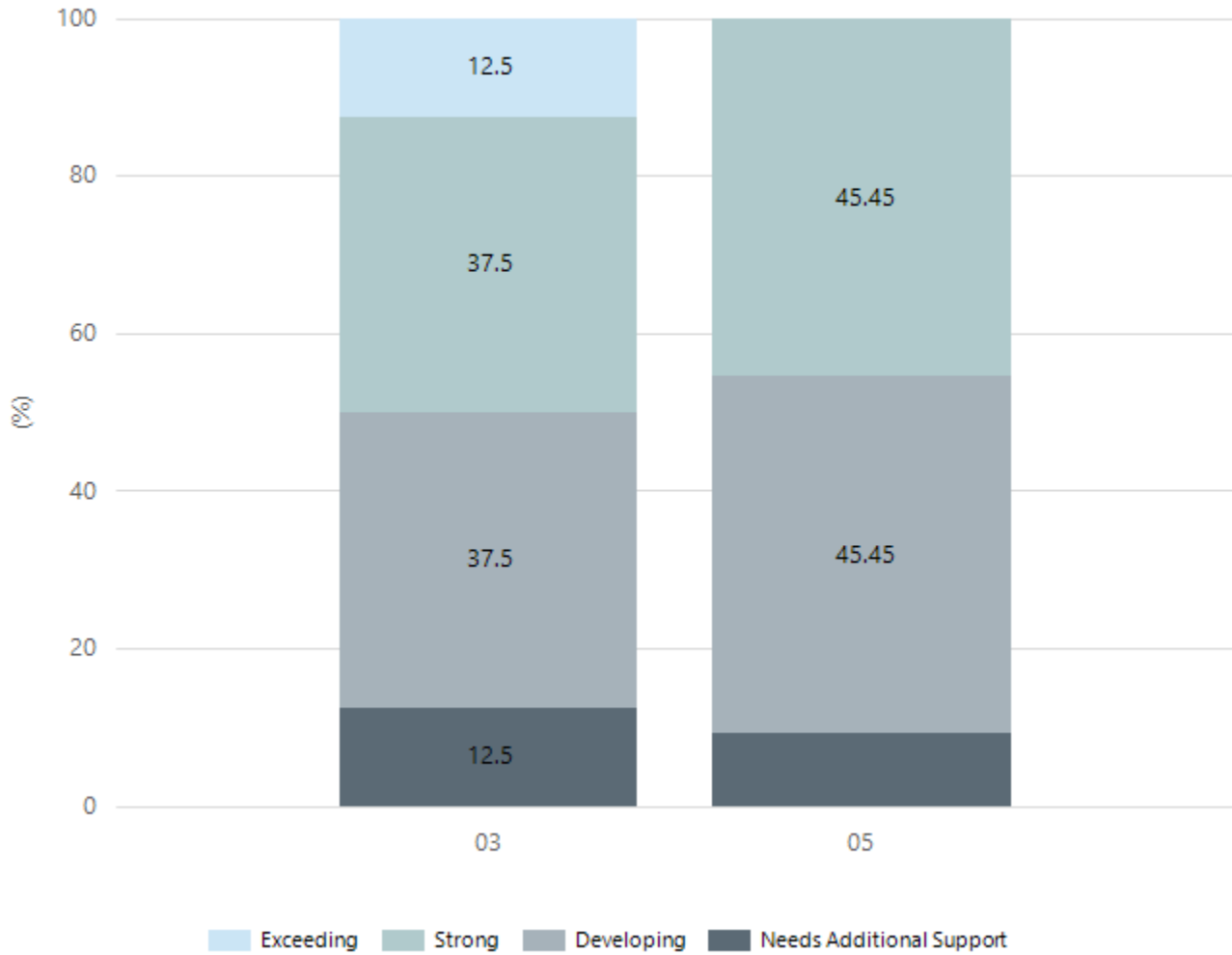
Grammar



Year Level	03	05
Exceeding	1	2
Strong	2	4
Developing	3	2
Needs Additional Support	2	3
Total	8	11

Data Source: Department for Education Assessment Data Holdings, 2024. If there are less than 6 students who sat NAPLAN in a school, no information will be shown. If a year level has less than 6 students, that year level will not be shown in NAPLAN results.

Spelling



Year Level	03	05
Exceeding	1	
Strong	3	5
Developing	3	5
Needs Additional Support	1	1
Total	8	11

Data Source: Department for Education Assessment Data Holdings, 2024. If there are less than 6 students who sat NAPLAN in a school, no information will be shown. If a year level has less than 6 students, that year level will not be shown in NAPLAN results.

Preschool Attendance

	Term 1	Term 2	Term 3	Term 4
2021 centre	95%	85.2%	82.6%	83.3%
2022 centre	68.7%	68.2%	70%	89.4%
2023 centre	86.4%	85.4%	83.2%	50%
2024 centre	88.5%		75.1%	

Based on attendances recorded in the two-week reference period each term. Data for eligible enrolments as described in the department's Enrolment policy. Attendance rates may differ to previous reporting with the transfer from calculations based on deemed attendance to actual attendance using booked hours divided by attended hours. Data Source: Department for Education Attendance Data, Semester 1 Report 2024. A blank cell indicates there we no students enrolled.

School Attendance

Year Level	2022	2023	2024
Reception	81.5%	93.7%	92.5%
Year 01	61.7%	92.8%	88.7%
Year 02	85.9%	96.1%	88.5%
Year 03	77.0%	87.2%	85.6%
Year 04	84.1%	89.8%	88.2%
Year 05	75.4%	93.4%	83.8%
Year 06	83.7%	85.2%	90.6%
Total	78.8%	91.1%	88.3%

Data Source: Department for Education Attendance Data, Semester 1 Report 2024. A blank cell indicates there we no students enrolled. 'Primary Other' includes students enrolled in specialised education options. 'Secondary Other' includes students who have already spent a year at Year 12 and elected to undertake further study at Year 12.

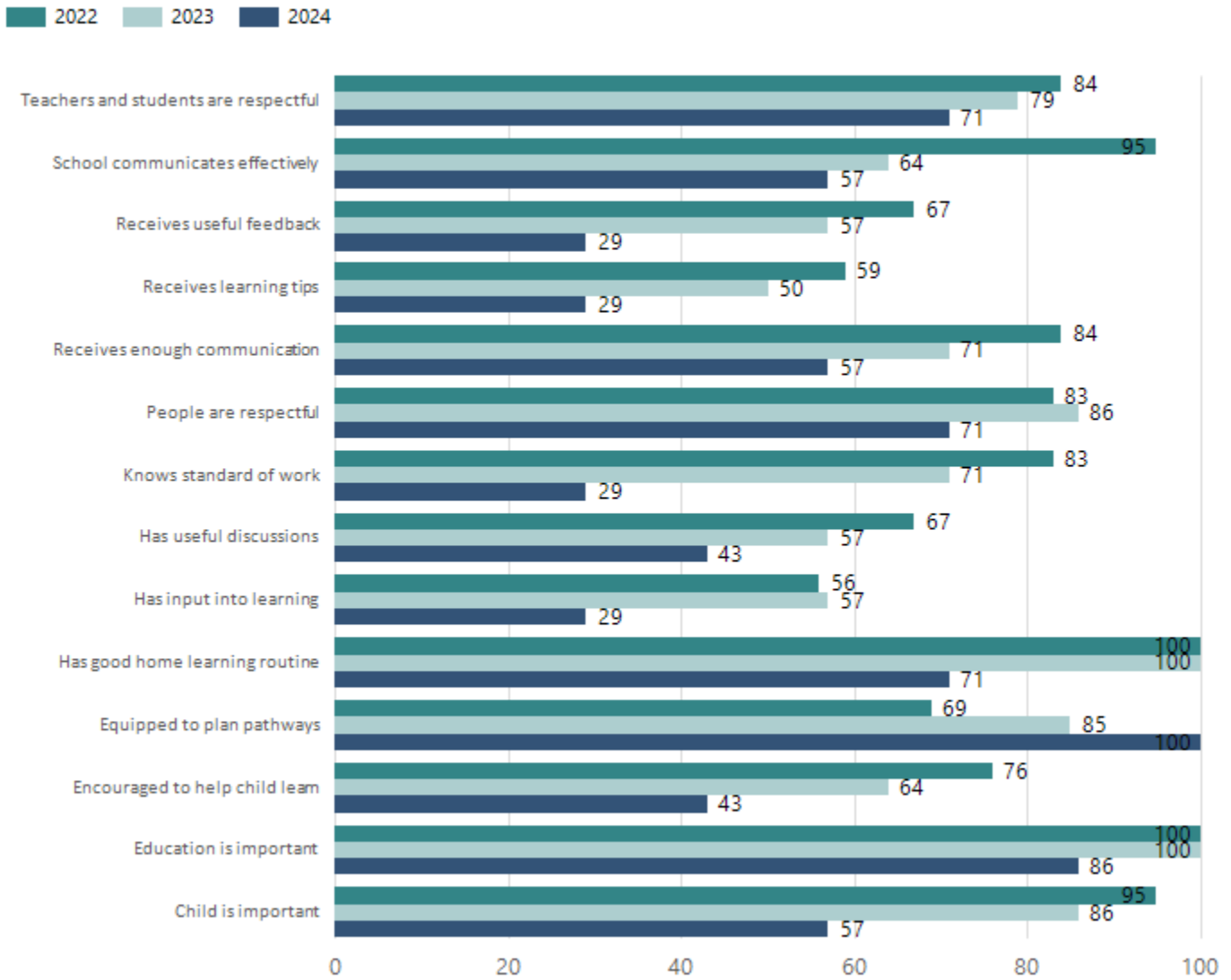
Attendance Comment

In South Australia, preschool attendance is not compulsory, but it is strongly encouraged. Preschool gives children the best opportunity to develop skills, which prepare them for school. These benefits include establishing positive routines and habits, friendships and connections as well as developing communication, problem-solving and creative skills. All children are entitled to access a preschool program over 4 terms the year before they start school.

In South Australia, all children and young people must be in school from 6 years to 16 years old. They must attend a government or non-government school full time. From age 16 to 17 however, young people must attend school or an approved learning program (such as an apprenticeship, traineeship, accredited course or university). Schools and parents must encourage and support students to come to school every day. Parents and caregivers must make sure their child is enrolled in a school, and attends school all day and everyday it is open, unless a child is sick or has an approved exemption. Teachers and leaders actively follow up when a student misses school, including recording all absences and non-attendance. All schools in South Australia have local attendance procedures governed under the Education and Children's Services Regulations 2020.

School Parent Opinion Survey Results

Proportion of agree/strongly agree response(%)



Data Source: 2024 Department for Education Parent Opinions Survey, Term 3 2024.

Destination Schools

Feeder Schools (Site number - Name)	2022	2023	2024
0147 - Gladstone Primary School	70.0%	57.1%	33.3%
9027 - St Joseph's Parish Primary School	20.0%	28.6%	
9999 - Unknown	10.0%	14.3%	66.7%

Note: The data is collected in term 3. It does not reflect actual schools enrolled in by existing preschool children. A blank cell indicates there was no data for students enrolled.

Data Source: Department for Education Destination Data Report, 2024.

Intended Destination

Leave Reason	Number	%
U - UNKNOWN	2	100.0%

Data Source: Department for Education Destination Data Report, 2024. Data extract term 3 2024. Data shows recorded destinations for students that left the school in the previous year. Data is uploaded by schools in term 3 and may not reflect final or total figures at time of report creation.

Highest Qualifications held by the teaching workforce and workforce composition

All teachers at this school are qualified and registered with the SA Teachers Registration Board.

Qualification Level	Number of Qualifications
Bachelor's degrees or Diplomas	6
Postgraduate Qualifications	2

Data Source: Data extracted from Mandatory Workforce Information Collections as on the last pay date of June 2024. As self-reported by staff in the system.

Please note: Data includes staff who are Actively employed and on extended paid leave. Please note only the highest qualification of the Teaching staff is reported. Excludes any number of other certifications earned.

Workforce composition including indigenous staff

	Teaching Staff		Non-Teaching Staff	
	Indigenous	Non-Indigenous	Indigenous	Non-Indigenous
Full-Time Equivalents	0.0	6.9	0.0	2.9
Persons	0.0	8.0	0.0	4.0

Data Source: Data extracted from Mandatory Workforce Information Collection as on the last pay date of June 2024.

Please note: Data includes staff who are actively employed and on extended paid leave. "Indigenous category" is self-reported by staff in the system.

Financial Statement

Funding Source	Amount
Grants: State	1312698
Grants: Commonwealth	
Parent Contributions	26857
Fund Raising	7233
Other	

Data Source: School supplied data.